



SIGNAMARK[®]



EXTERIOR DOORS

Prehung Program Offering

SIGNAMARK.COM

FEATURES & BENEFITS

BEAUTY, FUNCTIONALITY, SECURITY AND ENERGY EFFICIENCY




A
ENVIRONMENTALLY FRIENDLY CFC-FREE POLYURETHANE FOAM CORE PROVIDES INSULATION.



E
HIGH-DEFINITION PANEL EMBOSSEMENTS PROVIDE ELEGANT CURB APPEAL.



B
1 6" WOOD LOCK BLOCK AND JAMB SECURITY PLATE RESISTS FORCED ENTRY.



F
UNIQUE, TEXTURED WOODGRAIN DETAIL IN EVERY DESIGN REPLICATES THE TRUE LOOK OF A REAL WOOD DOOR.



C
UNFINISHED PVC JAMB, FULL NON-ROT PROTECTION




G
HIGH PERFORMANCE LITE-FRAME RESISTS DISCOLORATION AND WARPING.



D
COMPOSITE ADJUSTABLE THRESHOLD & DOOR SWEEP LIMIT AIR AND WATER INFILTRATION.



H
LVL STILES WITH COMPOSITE STILES/RAILS



MOLDED DOORLITE OPENINGS MINIMIZE LANDFILL WASTE, REINFORCE DOOR STRUCTURE AND DOORLITE SUPPORT AND PROTECT AGAINST MOISTURE.

ENHANCED APPEARANCE

MATCHING CAME, SILL AND HINGE FINISH



ZINC

PATINA


BALL BEARING HINGES REDUCE DOOR SAG AND HINGE WEAR.



ZINC

PATINA

COMPOSITE ANODIZED SILL RESISTS DETERIORATION.



ZINC

PATINA

TRIPLE-PANE DECORATIVE GLASS PROVIDES SUPERIOR INSULATION.




ENERGY STAR® CERTIFIED MODELS
AVAILABLE FOR ALL 50 STATES

SIGNAMARK.COM

THE BEAUTY OF NATURAL WOODGRAIN

AVAILABLE STYLES




CHERRY
MAHOGANY



CHESTNUT
MAHOGANY



MEDIUM
OAK



WALNUT
OAK



SMOOTH

FUNCTIONALITY

LOW MAINTENANCE.

WILL NOT DENT LIKE STEEL DOORS AND UNLIKE WOOD DOORS, RESISTS CRACKING, SPLITTING AND WARPING.

STORM DOOR COMPATIBLE*.

*COMPATIBLE WITH PROPERLY VENTED STORM DOORS.

FLEXIBILITY

PRE-FINISHED DOORS—CHOOSE FROM FOUR DURABLE FINISHES—MEDIUM OR WALNUT OAK, CHERRY OR CHESTNUT MAHOGANY.

SMOOTH-SURFACE DOORS PROVIDE AN INCOMPARABLE PAINTING SURFACE WITH NO PRIMER NEEDED.


DESIGN

WIDE STILES AND RAILS.

HIGHLY DEFINED PANEL EMBOSSEMENTS.


EXCEPTIONAL TEXTURE DEFINITION GIVING THE APPEARANCE OF REAL WOOD, WITH UNIQUE GRAIN PATTERN FOR EACH DOOR STYLE.

GLASS COLLECTIONS



ST. JANE®
ZINC

PRIVACY RATING 7



LEHIGH®
PATINA

PRIVACY RATING 6



PROVENCE™
ZINC

PRIVACY RATING 9




STELLAR™
PATINA

PRIVACY RATING 4

GLASS STYLES

- A** CLEAR TEXTURE
- B** GRAY TEXTURE
- C** GRANITE
- D** DOUBLE GRANITE
- E** GLUE CHIP
- F** GLUE CHIP BEVEL
- G** CLEAR BEVEL
- H** RIPPLE WAVE
- I** FLUTED
- J** JEWEL

PRIVACY RATING



I
LESS PRIVATE

10
MORE PRIVATE

SPECIFICATIONS & OPTIONS

STANDARD PREHUNG SPECIFICATIONS

SINGLE DOOR

- PREHUNG DOOR
- INSWING: LEFT OR RIGHT HAND
- 4-9/16" PVC WHITE UNFINISHED JAMB
- DOUBLE BORE
- BRICKMOLD OR NO BRICKMOLD



- PVC WHITE JAMB
- SHOWN WITH BRICKMOLD
- UNFINISHED
- READY TO PAINT

DOOR WITH SIDELITE(S)

- CONTINUOUS HEAD AND SILL SYSTEM

DOUBLE DOOR

- SMOOTH: WHITE ALUMINUM ASTRAGAL
- MAHOGANY/OAK: PAINTED ALUMINUM ASTRAGAL TO COMPLEMENT STAIN FINISH


UPGRADE OPTIONS

6-9/16" PVC WHITE UNFINISHED JAMB


4-9/16" HAND STAINED PVC JAMB

6-9/16" HAND STAINED PVC JAMB


HAND STAINED PVC JAMB UPGRADE FINISH OPTIONS




MEDIUM OAK
FINISH



WALNUT OAK
FINISH



CHERRY
FINISH



CHESTNUT
FINISH



HAND STAINED PVC JAMB IN CHESTNUT FINISH

ENERGY RATINGS

6/8 OAK WOODGRAIN AND SMOOTH STYLE FIBERGLASS ENTRY DOORS & SIDELITES

TYPE	SWING	GLAZING	1/4 Lite ≤ 410 sq in		1/2 Lite ≤ 900 sq in		3/4 Lite ≤ 1100 sq in		Full Lite > 1100 sq in	
			U-factor	SHGC	U-factor	SHGC	U-factor	SHGC	U-factor	SHGC
Fiberglass Door	Inswing & Outswing	Triple Pane – Decorative Glass	0.21	0.10	0.24	0.18	N/A	N/A	N/A	N/A
TYPE	SWING	GLAZING	1/4 Lite ≤ 65 sq in		1/2 Lite ≤ 281 sq in		3/4 Lite ≤ 391 sq in		Full Lite > 391 sq in	
Fiberglass Sidelite	Inswing & Outswing	Triple Pane – Decorative Glass	N/A	N/A	N/A	N/A	0.25	0.16	0.28	0.22

Air Leakage ≤ 0.3 cfm/ft²

6/8 MAHOGANY WOODGRAIN STYLE FIBERGLASS ENTRY DOORS & SIDELITES

TYPE	SWING	GLAZING	1/4 Lite ≤ 410 sq in		1/2 Lite ≤ 900 sq in		3/4 Lite ≤ 1100 sq in		Full Lite > 1100 sq in	
			U-factor	SHGC	U-factor	SHGC	U-factor	SHGC	U-factor	SHGC
Fiberglass Door	Inswing & Outswing	Triple Pane – Decorative Glass	0.20	0.08	0.23	0.14	N/A	N/A	0.27	0.23
		Dual Pane – Craftsman 6-Lite	0.22	0.09	N/A	N/A	N/A	N/A	N/A	N/A
TYPE	SWING	GLAZING	1/4 Lite ≤ 65 sq in		1/2 Lite ≤ 281 sq in		3/4 Lite ≤ 391 sq in		Full Lite > 391 sq in	
Fiberglass Sidelite	Inswing & Outswing	Triple Pane – Decorative Glass	N/A	N/A	N/A	N/A	0.24	0.14	0.27	0.19
		Dual Pane – Craftsman 2-Lite	N/A	N/A	0.21	0.05	N/A	N/A	N/A	N/A

Air Leakage ≤ 0.3 cfm/ft²

NFRC Size Designation	SIGNAMARK Door Description
1/4 Lite ≤ 410 sq in	Fanlite, Craftsman (Mahogany), Craftsman Rectangle, Center Arch, 3/4 Oval (Smooth)
1/2 Lite ≤ 900 sq in	3/4 Oval (Mahogany and Oak)
Full Lite > 1100 sq in	3/4 Lite (Mahogany)

NFRC Size Designation	SIGNAMARK Sidelite Description
1/2 Lite ≤ 281 sq in	Craftsman (Mahogany)
3/4 Lite ≤ 391 sq in	3/4 Lite, Full Lite (Oak, Smooth, Mahogany – 12"/10")
Full Lite > 391 sq in	Full Lite (Mahogany – 14")

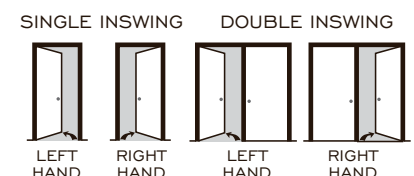
ROUGH OPENING CHART

NOMINAL DOOR WIDTH	NOMINAL DOOR HEIGHT	PREHUNG UNIT SIZE	ROUGH OPENING	BRICKMOLD OPENING
14"	6/8	15-1/2" X 81-5/8"	16-1/4" X 82-1/8"	18" X 82-7/8"
12"	6/8	13-1/2" X 81-5/8"	14-1/4" X 82-1/8"	16" X 82-7/8"
10"	6/8	11-1/2" X 81-5/8"	12-1/4" X 82-1/8"	14" X 82-7/8"
36"	6/8	37-1/2" X 81-5/8"	38-1/4" X 82-1/8"	40" X 82-7/8"
36"-14"SL	6/8	52-1/2" X 81-5/8"	53-1/4" X 82-1/8"	55" X 82-7/8"
36"-12"SL	6/8	50-1/2" X 81-5/8"	51-1/4" X 82-1/8"	53" X 82-7/8"
36"-10"SL	6/8	48-1/2" X 81-5/8"	49-1/4" X 82-1/8"	51" X 82-7/8"
NOTE: HAND STAINED PVC JAMBS WILL ADD +1/2" TO WIDTH MEASUREMENT LISTED ABOVE (2.5" MULLION)				
36"-14"SL	6/8	67-1/2" X 81-5/8"	68-1/4" X 82-1/8"	70" X 82-7/8"
36"-12"SL	6/8	63-1/2" X 81-5/8"	64-1/4" X 82-1/8"	66" X 82-7/8"
36"-10"SL	6/8	59-1/2" X 81-5/8"	60-1/4" X 82-1/8"	62" X 82-7/8"
NOTE: HAND STAINED PVC JAMBS WILL ADD +1" TO WIDTH MEASUREMENT LISTED ABOVE (2.5" MULLION)				
72" (36-36)	6/8	74" X 81-5/8"	74-3/4" X 82-1/8"	76-1/2" X 82-7/8"

DOORS WITH SIDELITE(S): ROUGH OPENING SIZES SHOWN ARE FOR A STANDARD CONTINUOUS HEAD AND SILL SETUP WITH UNFINISHED PVC JAMB.

THRESHOLD:
INSWING UNITS—THRESHOLD HEIGHT IS 1-3/8", WHICH ALLOWS FOR APPROX. 1" OPENING CLEARANCE. IF A SPACER IS NEEDED UNDER SILL TO ALLOW FOR PROPER OPENING CLEARANCE, PLEASE ADJUST ROUGH OPENING ACCORDINGLY.

DOOR SWING & HANDING
—VIEWED FROM OUTSIDE



MAHOGANY WOODGRAIN COLLECTION: CHERRY FINISH



ST. JANE®



LEHIGH®



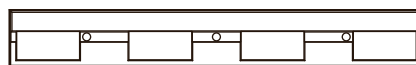
MAHOGANY FIBERGLASS:
ST. JANE® ZINC 3/4 OVAL DOOR WITH FULL LITE SIDELITES,
CHERRY FINISH

LEHIGH®

PATINA
CAMING

CRAFTSMAN
DOOR
&
FULL LITE
SIDELITE

SIDELITE
WIDTHS:
14", 12", 10"



DENTIL SHELF OPTION
AVAILABLE FOR MAHOGANY
CRAFTSMAN DOOR ONLY.

NOTE: MAHOGANY CRAFTSMAN DOOR LITE AND SIDELITE
FRAMES ARE FLUSH GLAZED DESIGN, NOT LIP LITE.

ALSO AVAILABLE

CHESTNUT FINISH

ST. JANE®

ZINC CAMING

3/4 OVAL DOOR & FULL LITE SIDELITE

SIDELITE WIDTHS: 14", 12", 10"



LEHIGH®

PATINA CAMING

3/4 LITE DOOR & 3/4 LITE SIDELITE

SIDELITE WIDTH: 12", 10"



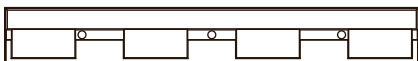
SIMULATED DIVIDED LITE (SDL)

(AVAILABLE IN CHESTNUT MAHOGANY ONLY)

PATINA HARDWARE

CRAFTSMAN DOOR (6-LITE) & CRAFTSMAN SIDELITE (2-LITE)

SIDELITE WIDTHS: 14", 12"



DENTIL SHELF OPTION AVAILABLE FOR MAHOGANY CRAFTSMAN DOOR AND SIDELITE ONLY.

NOTE: MAHOGANY CRAFTSMAN DOOR LITE AND SIDELITE FRAMES ARE FLUSH GLAZED DESIGN, NOT LIP LITE.

ALL DOOR HEIGHTS: 6'8" ALL DOOR WIDTHS: 36"
SEE PAGE 4 FOR STANDARD PREHUNG SPECIFICATIONS



ALL DOORS AND SIDELITES IN THE MAHOGANY WOODGRAIN COLLECTION ARE ENERGY STAR CERTIFIED FOR ALL 50 STATES

OAK WOODGRAIN COLLECTION:

MEDIUM OAK FINISH

WALNUT OAK FINISH



STELLAR™



OR

PROVENCE™





LEHIGH®

STELLAR™

PATINA
CAMING

3/4 OVAL
DOOR
&
3/4
SIDELITE

SIDELITE
WIDTHS:
14", 12"




STELLAR™

PATINA
CAMING

3/4 OVAL
DOOR
&
FULL LITE
SIDELITE

SIDELITE
WIDTHS:
14", 12", 10"



STELLAR™

PATINA
CAMING

CENTER
ARCH DOOR
&
FULL LITE
SIDELITE

SIDELITE
WIDTHS:
14", 12", 10"



PROVENCE™

ZINC
CAMING

3/4 OVAL
DOOR
&
3/4
SIDELITE

SIDELITE
WIDTHS:
14", 12"



PROVENCE™

ZINC
CAMING

3/4 OVAL
DOOR
&
FULL LITE
SIDELITE

SIDELITE
WIDTHS:
14", 12", 10"



LEHIGH®

PATINA
CAMING

CRAFTSMAN
RECT. DOOR
&
FULL LITE
SIDELITE


SIDELITE
WIDTHS:
14", 12", 10"



ALL DOOR HEIGHTS: 6'8" ALL DOOR WIDTHS: 36"
SEE PAGE 4 FOR STANDARD PREHUNG SPECIFICATIONS

SMOOTH FINISH COLLECTION:

READY TO BE PAINTED



PROVENCE™



LEHIGH®




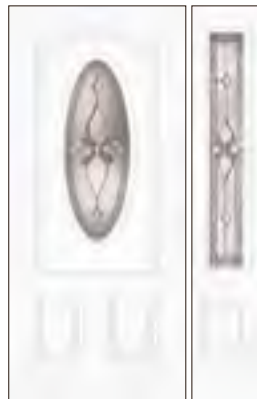
SMOOTH FIBERGLASS:
PROVENCE™ ZINC CENTER ARCH DOOR
WITH FULL LITE SIDELITES

PROVENCE™

ZINC
CAMING

3/4 OVAL
DOOR
&
3/4 LITE
SIDELITE

SIDELITE
WIDTHS:
14", 12"



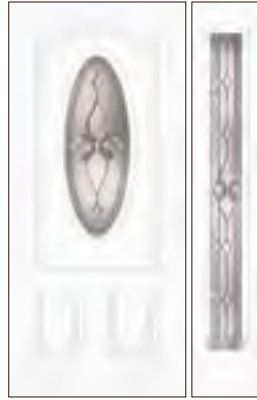
ALL DOORS AND SIDELITES IN THE
SMOOTH FINISH COLLECTION ARE
ENERGY STAR CERTIFIED FOR ALL 50 STATES

PROVENCE™

ZINC
CAMING

3/4 OVAL
DOOR
&
FULL LITE
SIDELITE

SIDELITE
WIDTHS:
14", 12", 10"



PROVENCE™

ZINC
CAMING

CENTER
ARCH DOOR
&
FULL LITE
SIDELITE

SIDELITE
WIDTHS:
14", 12", 10"




PROVENCE™

ZINC
CAMING

FANLITE
DOOR
&
FULL LITE
SIDELITE

SIDELITE
WIDTHS:
14", 12", 10"

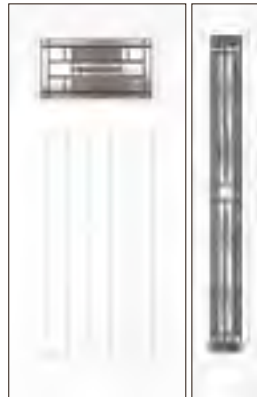


LEHIGH®

PATINA
CAMING

CRAFTSMAN
RECT. DOOR
&
FULL LITE
SIDELITE

SIDELITE
WIDTHS:
14", 12", 10"



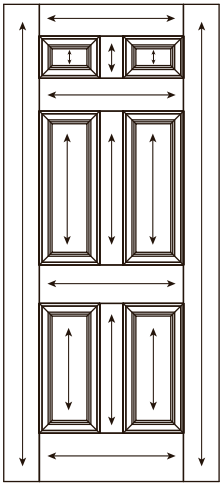
ALL DOOR HEIGHTS: 6'8" ALL DOOR WIDTHS: 36"
SEE PAGE 4 FOR STANDARD PREHUNG SPECIFICATIONS

FINISHING INSTRUCTIONS

SIGNAMARK HAND STAINED DOORS AND JAMBS: SIGNAMARK HAND STAINED DOORS AND JAMBS ALREADY COME WITH A POLYURETHANE UV TOP COAT WHICH PROTECTS THE DOOR DURING THE 2 YEAR FINISH WARRANTY. IT DOES NOT REQUIRE ADDITIONAL TOPCOATS AT TIME OF PURCHASE BUT YOU WILL NEED TO APPLY ADDITIONAL TOPCOATS AFTER 2-3 YEARS AS MENTIONED IN THE CARE & MAINTENANCE SECTION BELOW.

PAINTED FINISH: SMOOTH FIBERGLASS DOORS AND PVC UNFINISHED JAMBS

SMOOTH FIBERGLASS DOORS: YOU CAN USE ANY HIGH QUALITY OIL BASED OR LATEX BASED EXTERIOR PAINT. PRIMING THE DOOR IS NOT REQUIRED, BUT WE DO RECOMMEND A LIGHT SANDING WITH 600 GRIT SANDPAPER FOR BETTER PAINT ADHESION. BEFORE APPLYING A PAINT, WIPE THE DOOR AND DOORLITE FRAME WITH A DAMP CLOTH TO REMOVE ANY DIRT, OIL, OR DEBRIS. ALLOW THE SURFACE TO FULLY DRY BEFORE PAINTING. FOR A PLEASING LOOK, WE RECOMMEND PAINTING WITH STROKES IN THE DIRECTIONS SHOWN. APPLY AT LEAST TWO COATS OF PAINT, FOLLOWING THE PAINT MANUFACTURER'S RECOMMENDED INSTRUCTIONS ALONG WITH DRYING TIME BETWEEN COATS.



PVC UNFINISHED JAMBS: YOU CAN USE ANY HIGH QUALITY OIL BASED OR LATEX BASED EXTERIOR PAINT. PRIMING THE JAMB IS NOT REQUIRED, BUT BEFORE APPLYING A PAINT, WIPE THE JAMB WITH A DAMP CLOTH TO REMOVE ANY DIRT, OIL, OR DEBRIS. ALLOW THE SURFACE TO FULLY DRY BEFORE PAINTING. APPLY AT LEAST TWO COATS OF PAINT, FOLLOWING THE PAINT MANUFACTURER'S RECOMMENDED INSTRUCTIONS ALONG WITH DRYING TIME BETWEEN COATS. WE ALSO RECOMMEND FOLLOWING THE SIGNAMARK INSTALLATION INSTRUCTIONS AND PROPERLY CAULK AROUND THE BRICKMOLD, JAMB, AND THRESHOLD AREA.

CARE & MAINTENANCE

WE RECOMMEND ON ANY HAND STAINED PRODUCT THAT YOU REAPPLY A UV TOPCOAT OVER THE EXISTING TOPCOAT EVERY 2-3 YEARS TO PROTECT YOUR BEAUTIFUL ENTRYWAY FROM HARSH WEATHERING. WE DO NOT RECOMMEND STRIPPING THE FINISH. IN LOCATIONS WITH SEVERE WEATHER EXPOSURE, MORE FREQUENT MAINTENANCE MAY BE REQUIRED. CAULK AS WELL AS REPAINT YOUR DOORS AS SOON AS DETERIORATION CAN BE DETECTED.

MAHOGANY WOODGRAIN:
LEHIGH® PATINA CRAFTSMAN DOOR WITH DENTIL SHELF,
CHERRY FINISH



SMOOTH FIBERGLASS:
PROVENCE™ ZINC 3/4 OVAL DOOR, PAINTED FINISH



WARRANTY

LIMITED LIFETIME WARRANTY FOR FIBERGLASS DOORS LIMITED WARRANTY FOR COMPONENTS AND FINISH

WARRANTY COVERAGE

SIGNAMARK FIBERGLASS DOORS BY TRINITY GLASS INTERNATIONAL, INC. (HEREINAFTER TRINITY) ARE COVERED UNDER THIS LIMITED LIFETIME WARRANTY, TO BE STRUCTURALLY FREE FROM DEFECTS IN MATERIAL AND WORKMANSHIP THAT WOULD RENDER THE DOOR UNFIT FOR ITS DESIGNED USE, SUBJECT TO THE CONDITIONS AND RESTRICTIONS CONTAINED HEREIN. THIS LIMITED LIFETIME WARRANTY EXTENDS ONLY TO THE ORIGINAL CUSTOMER OF TRINITY (HEREINAFTER CUSTOMER), NOT THE END CONSUMER.

GLASS, WOOD COMPONENTS AND FINISHES

TRINITY'S PVC JAMBS (DOOR FRAME) ARE COVERED BY THE SAME LIMITED LIFETIME WARRANTY AS TRINITY'S FIBERGLASS DOORS. GLASS PANELS ARE WARRANTED FOR 10 YEARS AND WOOD COMPONENTS ARE WARRANTED FOR 5 YEARS FROM THE DATE OF PURCHASE, PROVIDED COMPLIANCE TO ALL RECOMMENDED PREVENTIVE CARE (INCLUDING BUT NOT LIMITED TO PROPER STAIN AND/OR PAINT RECOMMENDATIONS). GLASS PANELS ARE WARRANTED ONLY FOR PERMANENT FAILURE OF THE HERMETIC SEAL DIRECTLY ATTRIBUTABLE TO DEFECTIVE MANUFACTURING OF THE INSULATED PANEL. ALL PRE-FINISHED TRINITY DOORS AND OTHER PRE-FINISHED COMPONENTS, ARE COVERED UNDER A 2 YEAR LIMITED FINISH WARRANTY FROM DATE OF PURCHASE, TO BE FREE FROM DEFECTS IN MATERIAL AND WORKMANSHIP, SO NOT TO BLISTER, PEEL, FLAKE OR CRACK.

WARRANTY CLAIM PROCEDURES:

IN THE EVENT OF A DEFECT COVERED UNDER THIS WARRANTY, CUSTOMER SHALL COMPLY WITH THE FOLLOWING CLAIM PROCEDURES:

1. WRITTEN WARRANTY CLAIM SHALL BE PRESENTED TO TRINITY.
2. CLAIM MUST INCLUDE THE FOLLOWING INFORMATION:
 - A. NATURE OR ADEQUATE DESCRIPTION OF DEFECT(S).
 - B. IDENTIFICATION OF PRODUCT INCLUDING SIZE, DESIGN, TYPE, AND PRODUCT NUMBER (IF AVAILABLE).
 - C. DATE OF PURCHASE.
 - D. PROOF OF PURCHASE.
3. UPON TRINITY'S REQUEST, CUSTOMER MUST PERMIT TRINITY (OR ITS REPRESENTATIVE) TO INSPECT THE CLAIMED DEFECTIVE DOOR. TRINITY SHALL HAVE 30 DAYS FROM RECEIPT OF CUSTOMER'S WRITTEN CLAIM TO EXERCISE THIS OPTION TO INSPECT.

EXCLUSIVE REMEDIES

UPON RECEIPT OF A VALID CLAIM, TRINITY SHALL HAVE THE OPTION TO REPAIR THE PRODUCT, PROVIDE A REPLACEMENT PRODUCT OF LIKE KIND AND DESIGN, OR PROVIDE A REFUND OF THE ORIGINAL PURCHASE PRICE. IN NO EVENT, SHALL THE REMEDY EXCEED THE ORIGINAL PURCHASE PRICE OF THE DOOR. THIS REMEDY SHALL BE THE SOLE AND EXCLUSIVE REMEDY FOR CLAIMS COVERED UNDER THIS LIMITED WARRANTY, AND THERE SHALL BE NO OTHER REMEDY INCLUDING BUT NOT LIMITED TO INCIDENTAL OR CONSEQUENTIAL DAMAGES ARISING OUT OF THE DEFECTIVE DOOR. FURTHER, IN NO EVENT SHALL TRINITY BE RESPONSIBLE FOR SHIPPING, LABOR, FINISHING EXPENSES, REMOVAL OF ORIGINAL PRODUCT, INSTALLATION OF PRODUCT, EXPENSES, OR OTHER CHARGES, COSTS OR CLAIMS BEYOND THE REMEDY STATED ABOVE.

EXCEPTIONS FROM COVERAGE

THE FOLLOWING EXCEPTIONS ARE NOT COVERED AND SHALL OTHERWISE NOT BE CONSIDERED TO BE DEFECTS IN MATERIAL OR WORKMANSHIP AS APPLIED TO THIS LIMITED WARRANTY: ANY DAMAGE OR DISCOLORATION CAUSED BY NOT PAINTING/FINISHING SMOOTH OR UNFINISHED FIBERGLASS DOORS WITHIN 6 MONTHS OF INSTALLATION; ANY DAMAGE CAUSED BY NOT PAINTING/FINISHING WOOD COMPONENTS WITHIN 2 WEEKS OF INSTALLATION; ANY DAMAGE CAUSED BY THE CUSTOMER AND/OR END CONSUMER TO INCLUDE BUT NOT LIMITED TO BROKEN GLASS, DAMAGES CAUSED DURING INSTALLATION OF THE DOOR, REPLACEMENT OF TRINITY PARTS/COMPONENTS, IMPROPER STORAGE, HANDLING, FINISHING, AND/OR IMPROPER GLAZING; OR ANY ACT(S) PERFORMED TO THE DOOR NOT IN COMPLIANCE WITH TRINITY'S INSTRUCTIONS AND RECOMMENDATIONS; AND ANY DAMAGE CAUSED BY INSTALLING A NON-VENTILATING STORM DOOR. THIS WARRANTY APPLIES ONLY TO DOORS INSTALLED IN OWNER OCCUPIED RESIDENTIAL DWELLINGS WITHIN THE CONTINENTAL U.S., DURING THE FIRST END-CONSUMER'S OWNERSHIP, AND IS NON-TRANSFERABLE.

TRINITY MAKES NO OTHER WARRANTY, INCLUDING A WARRANTY OF MERCHANTABILITY OR FITNESS FOR A PARTICULAR PURPOSE, WITH RESPECT TO THE PRODUCT OR REPLACEMENT EXCEPT TO THE EXTENT PROVIDED HEREIN. INVALIDATION OF ANY ONE OR MORE OF THE PROVISIONS OF THIS LIMITED WARRANTY SHALL IN NO WAY AFFECT ANY OF THE PROVISIONS IN THIS LIMITED WARRANTY, WHICH REMAIN IN FULL FORCE AND EFFECT. ANY AND ALL LEGAL ACTIONS FOR ANY AND EVERY BREACH OF THIS WARRANTY SHALL BE INSTITUTED AND MAINTAINED IN ANY COURT OF COMPETENT JURISDICTION IN THE COUNTY OF KING, STATE OF WASHINGTON. TRINITY RESERVES THE RIGHT TO MODIFY THE TERMS AND CONDITIONS OF THIS WARRANTY WITHOUT PRIOR NOTICE.



MAHOGANY WOODGRAIN:
ST. JANE® ZINC 3/4 OVAL DOORS, CHERRY FINISH



OAK WOODGRAIN:
STELLAR™ PATINA 3/4 OVAL DOOR WITH 3/4 LITE SIDELITE,
MEDIUM OAK FINISH



SMOOTH FIBERGLASS:
LEHIGH® PATINA CRAFTSMAN RECTANGLE DOOR
WITH FULL LITE SIDELITES, PAINTED FINISH



OAK WOODGRAIN:
STELLAR™ PATINA CENTER ARCH DOORS, WALNUT OAK FINISH



MAHOGANY WOODGRAIN: LEHIGH® PATINA CRAFTSMAN
DOOR WITH FULL LITE SIDELITES, CHESTNUT FINISH



VISIT US ON THE WEB

VIEW OUR FULL LINE OF PRODUCTS ALONG
WITH HELPFUL RESOURCE INFORMATION AT
WWW.SIGNAMARK.COM



SIGNAMARK®

EXTERIOR DOORS

The Perfect Door For Every Home

SIGNAMARK.COM

